

DC 70W 24V DALI SLIM

Direct current dimmable electronic drivers
Alimentatori elettronici regolabili in corrente continua

Made in Italy 



5.2.2

Constant voltage drivers - Linear case - Dimmable
Alimentatori a tensione costante - Formato lineare - Regolabili

Rated Voltage
Tensione Nominale
220 ÷ 240 V

Frequency
Frequenza
50/60 Hz

AC Operation range
Tensione di utilizzo AC
198 ÷ 264 V

DC Operation range
Tensione di utilizzo DC
(see page info15)
DC 176 ÷ 264 V

Power
Potenza
0 ÷ 70 W

Output current ripple
≤ 3% ⁽¹⁾

Standards compliance
EN 50172 (VDE 0108)
EN 55015
EN 61000-3-2
EN 61000-3-3
EN 61347-1
EN 61347-2-13
EN 61547
EN 62386-101
EN 62386-102
EN 62386-207
VDE 0710-T14

Max. pcs for CB B16A
(see page info17)
15 pcs

In rush current
15A 600μsec

Article Articolo	Code Codice	P out W	V out DC	I out DC	ta °C	tc °C	λ max. Power Factor	η max. Efficiency ⁽¹⁾
DC 70W 24V DALI SLIM	127960	70	24	2,9 A max.	-25...+50	75	0,95	> 87

⁽¹⁾ Referred to $V_{in} = 230 V$, 100% load - Riferito a $V_{in} = 230 V$, carico 100%

Features

- Driver for built-in use.
- It can be used for lighting equipment in protection class I.
- Input and output terminal blocks on opposite sides.
- Single terminal at the primary and secondary circuit (wire cross-section up to 1,5 mm² / AWG15).
- Class I protection against electric shock for direct or indirect contact.
- Driver can be secured with slot for screws.
- Protections:
 - against overheating and short circuits;
 - against mains voltage spikes;
 - against overloads;
 - protection fuse at input.

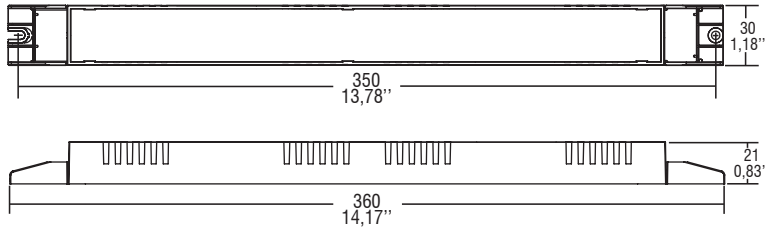
Caratteristiche

- Alimentatore da incorporare.
- Utilizzabile per apparecchi di illuminazione in classe di protezione I.
- Morsetti di entrata e uscita contrapposti.
- Singolo morsetto su primario e secondario (sezione cavo fino a 1,5 mm² / AWG15).
- Protetto in classe I contro le scosse elettriche per contatti diretti e indiretti.
- Fissaggio dell'alimentatore tramite asole per viti.
- Protezioni:
 - termica e cortocircuito;
 - contro le extra-tensioni di rete;
 - contro i sovraccarichi;
 - fusibile di protezione all'ingresso.




The data shown are preliminary and may change - I dati riportati sono preliminari e potrebbero subire variazioni

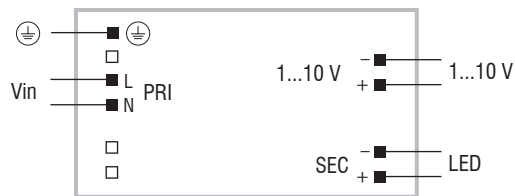
BUILT-IN SCREW FIXING Weight - Peso gr. 215 / 7,6 oz.
 Pcs - Pezzi 70
 Compatible with ZHAGA (BL3/ZS7 H5D/ ZS7 H7D)



Wiring diagrams - Schemi di collegamento (Max. LED distance at page info8 - Massima distanza LED a pagina info8)



DALI diagram - Collegamento DALI



1...10 V diagram - Collegamento 1...10 V

Operation Mode

- Light regulation 0/1 - 100 % by means of 0/1...10 V (I = 1 mA), 100 Kohm potentiometer or DALI.
- PWM dimming at 500 Hz.
- Features DALI dimming:
 - memory function for sets or light groups;
 - recall of stored functions;
 - compatible with standard DALI interfaces.
- Specific dimming terminal connection with a 0/1...10 Vdc electronic potentiometer (0/1...10 V local dimming, double insulation required for external connection).

For additional details for regulations see pages info12-14.

5.2.2

Constant voltage drivers - Linear case - Dimmable
 Alimentatori a tensione costante - Formato lineare - Regolabili