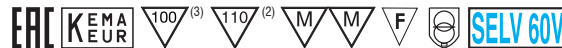



Direct current dimmable electronic drivers
Alimentatori elettronici regolabili in corrente continua



DC 45W VPS MD



DC 80W VPS MD



5.1.2

Constant voltage drivers - Compact case - Dimmable
 Alimentatori a tensione costante - Formato compatto - Regolabili

Rated Voltage
Tensione Nominale
 220 ÷ 240 V

Frequency
Frequenza
 50-60 Hz

Power - Potenza
 45 ÷ 80 W

iTHD
 ≤ 20% (1)

Output current ripple
 ≤ 3% (1)

Standards compliance
 EN 55015
 EN 61000-4-2,3,4,5,6,11
 EN 61347-1
 EN 61347-2-13
 EN 61000-3-3
 EN 61000-3-2
 (≥60% load)

Max. pcs for CB B16A
 (see page info17)
 VPS 45W: 50 pcs
 VPS 80W: 30 pcs

In rush current
 VPS 45W: 3A 485μsec
 VPS 80W: 4A 485μsec

Article Articolo	Code Codice	P out W	V out DC	I out DC	ta °C	tc °C	λ max. Power Factor	η max. Efficiency(1)
DC 45W 12V VPS MD (3)	127912	27...45(4)	12	3,75 A max.	-40...+50(4)/60	90	0,92	> 82 %
DC 45W 24V VPS MD (3)	127913	27...45(4)	24	1,87 A max.	-40...+50(4)/60	90	0,92	> 84 %
DC 80W 12V VPS MD (2)	127914	48...80(5)	12	6,66 A max.	-40...+40(5)/60	70	0,95	> 83 %
DC 80W 24V VPS MD (2)	127915	48...80(5)	24	3,33 A max.	-40...+40(5)/60	70	0,95	> 85 %

(1) Referred to $V_m = 230$ V, 100% load - Riferito a $V_m = 230$ V, carico 100%

Accessories not supplied - Accessori non a corredo	
Article - Articolo	Code - Codice
ETDU29 (12.2)	180426
ETD2E9 (12.2)	180427

Features

- Dimmable electronic driver with output voltage for LED modules.
- IP20 (45 W) and IP 66 (80 W) independent driver, for indoor and outdoor use (see page info5).
- 45 W:
 - Class II protection against electric shock for direct or indirect contact.
 - Input and output terminal blocks on opposite sides.
 - Single terminal block on primary and secondary (wire cross-section up to 0,75 - 4 mm² / AWG18 - AWG11).
- 80 W:
 - Class I protection against electric shock for direct or indirect contact.
 - Cables on primary and secondary circuits for connection.
 - If the input cable is damaged it can only be replaced by authorized personnel.
- Protections:
 - against overheating and short circuits;
 - against mains voltage spikes;
 - against overloads.
- Thermal protection = C.5.a.

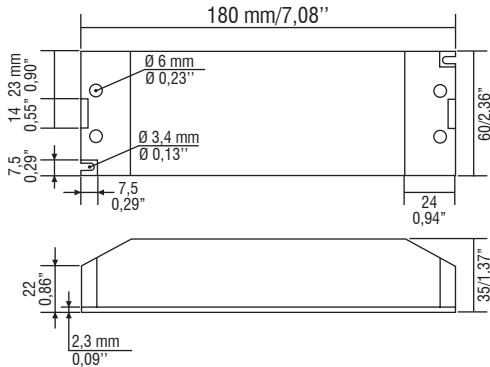
Caratteristiche

- Alimentatore elettronico regolabile con uscita in tensione per moduli LED.
- Alimentatori indipendenti IP20 (45 W) e IP 66 (80 W), per uso interno ed esterno (vedi pagina info5).
- 45 W:
 - Protetto in classe II contro le scosse elettriche per contatti diretti e indiretti.
 - Morsetti di entrata e uscita contrapposti.
 - Singola morsettiera su primario e secondario (sezione cavo fino a 0,75 - 4 mm² / AWG18 - AWG11).
- 80 W:
 - Protetto in classe I contro le scosse elettriche per contatti diretti e indiretti.
 - Fornito di cavi su primario e secondario per il collegamento.
 - Se il cavo di rete è danneggiato deve essere sostituito da personale autorizzato.
- Protezioni:
 - termica e cortocircuito;
 - contro le extra-tensioni di rete;
 - contro i sovraccarichi.
- Protezione termica = C.5.a.

Direct current dimmable electronic drivers
Alimentatori elettronici regolabili in corrente continua

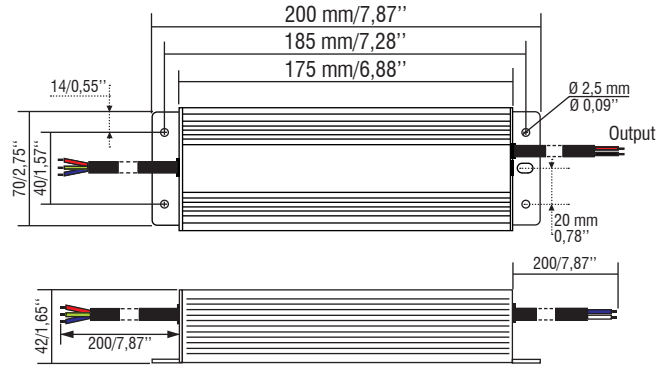
IP 20 **SCREW FIXING** **Ø80** **3.15"** Weight - Peso gr. 450 / 15,9 oz. Pcs - Pezzi - 20

DC 45W VPS MD



IP 66 **SCREW FIXING** **Ø85** **3.35"** Weight - Peso gr. 900 / 31,8 oz. Pcs - Pezzi - 10

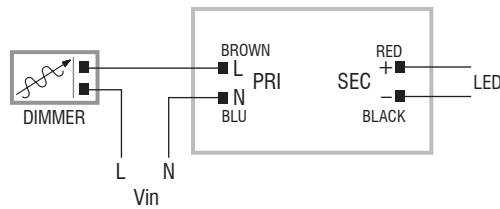
DC 80W VPS MD



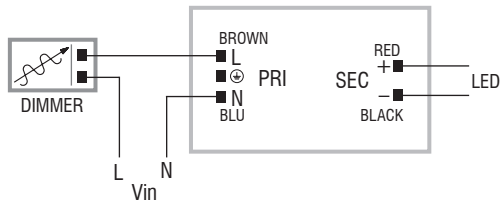
Wiring diagrams - Schemi di collegamento

(Max. LED distance at page info8 - Massima distanza LED a pagina info8)

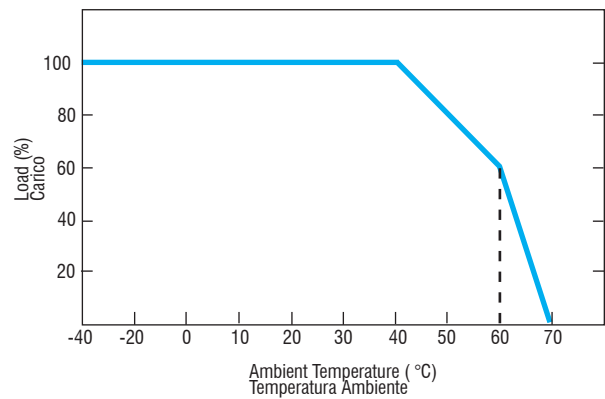
DC 45W VPS MD



DC 80W VPS MD



Derating curve - Curva di declassamento



5.1.2

Constant voltage drivers - Dimmable
 Alimentatori a tensione costante - Regolabili

Operation Mode

- Regulating driver with "phase cut-off" dimmer IGBT and TRIAC.
- Recommended LED load: 60...100%.

Modalità di funzionamento

- Alimentatore regolabile con dimmer a "taglio di fase" IGBT e TRIAC.
- Carico LED raccomandato: 60...100%.